

# Taylor County - July 2017

Total County Population	6,187
Children ages 0 through 5	481
Children ages 6 through 9	323
Children ages 10 through 12	245

Data source: Woods & Poole Population Estimates as of Dec 31, 2016.

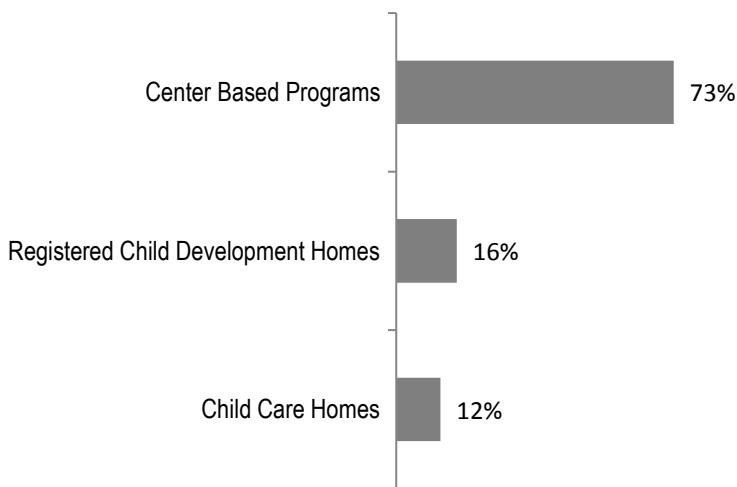
Families with all parents working & children under age 6	73%
Median Family Income	\$54,128
Average Weekly Income	\$1,041

Data source: State Library of Iowa, www.iowadatecenter.org



www.iowaccrr.org  
1-877-216-8481

## Percent of Program Spaces



### 15 Total PROGRAMS listed with CCR&R

- 4 Registered Child Development Homes
- 7 Child Care Homes
- 2 Dept. of Education Operated Preschools
- 2 DHS Licensed Centers/Preschools
  - 1 DHS Centers
  - 0 DHS Preschools
  - 1 Both Center & Preschool

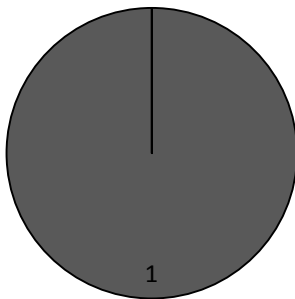
### 303 Total SPACES listed with CCR&R

- 48 Registered Child Development Homes
- 35 Child Care Homes
- 70 Dept. of Education Operated Preschools
- 150 DHS Licensed Centers/Preschools
  - 100 DHS Centers
  - 0 DHS Preschools
  - 50 Both Center & Preschool

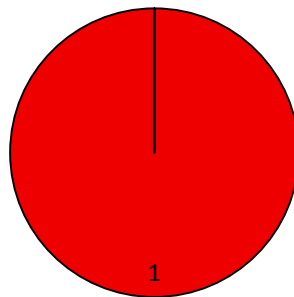
\*School District Dept of Education programs are not licensed by DHS but meet Standards for Child Care adopted by the State Board of Education.  
\*CCR&R may not have all DOE programs listed since they are not regulated by DHS.

## Quality Rating System (QRS) Participation

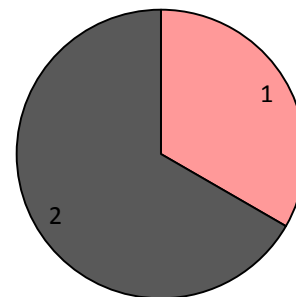
### Dept. of Education Preschools



### Centers/Preschools



### Registered Child Development Homes



- Level 1
- Level 2
- Level 3
- Level 4
- Level 5

\*Goal: 23% are Levels 2-5

\*The number of QRS Providers changes monthly.

Go to <http://www.dhs.state.ia.us/iqrs/> for up-to-date information.

ChildNet is a series of 25 hours of voluntary training for Registered Child Development Home providers. Providers commit to meeting additional requirements to become certified. (Goal: 20% ChildNet Certified)	Eligible Programs	% ChildNet Certified
	4	75%

**For a family earning the median income of \$54,128 with an infant in child care they would pay:**

- 12% of their income before taxes, if their child was in a registered home
- 13% of their income before taxes, if their child was in a licensed center

*Data source: State Library of Iowa, www.iowadatecenter.org & the Iowa NACCRRAware database for this reporting year.*

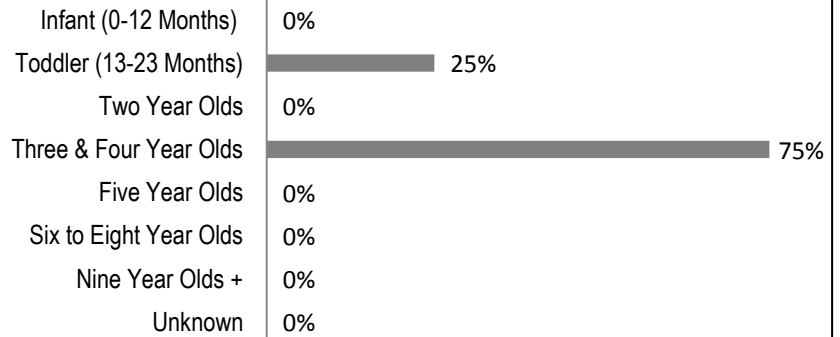
**CCR&R referred 2 families with 4 children to child care providers.**

Child Care Rates Average Per Week	Infant (0-12 Months)	Toddler (13-23 Months)	Two Year Olds	Three Year Olds	Four & Five Year Olds	Before & After School	Full Time School-Age
Registered Child Development Homes	\$121.56	\$121.56	\$121.56	\$121.56	\$121.56	\$61.25	\$121.56
DHS Licensed Centers/Preschools	\$138.00	\$138.00	\$128.00	\$118.00	\$118.00	\$32.00	\$102.00

\* Providers may charge by the month, week, day or hour.

**Out of 15 child care programs, 14 programs report they accept DHS Child Care Assistance funded children. Of these, 3 are centers or preschools, 4 are registered child care homes, and 7 are child care homes.**

**Percent of Requests for Child Care by Age**



**Services to Child Care Programs**

	Technical Assistance Contacts	On-Site Consultation Visits
Center Based	8	2
Home Based	39	24

Connect with us:



Taylor County

Funding for CCR&R services provided in part by the Iowa Department of Human Services through the Child Care Development Fund. Data provided by Child Care Resource & Referral using NACCRRAware as of July 1, 2017 unless otherwise noted.